

MONTHLY REPORT OCTOBER 2025

DURING THE REPORTED MONTH, PPHI SINDH PROVIDED FOLLOWING FREE OF COST SERVICES

Total Number of Health Facilities Managed by PPHI Sindh

S.No	Type of Health Facility	Number
01	Sindh Govt Hospital	4
02	Taluka Head Quarter Hospital	4
03	Rural Health Centre	44
04	Basic Health Unit Plus (24/7)	324
05	Basic Health Unit	445
06	Maternal and Child Health Centres	24
07	Government Dispensary	450
08	Others	153
	Grand Total	1,448

FREE OPD SERVICES 4.3 Million Patients

MALNUTRITION CASES
Treated Under 5 years

226,791

DIARRHEA CASES
Treated under 5 years

83,517

DYSENTERY CASES
Treated under 5 years

9,241

TB SUSPECTS

No. of Individuals Managed for TB

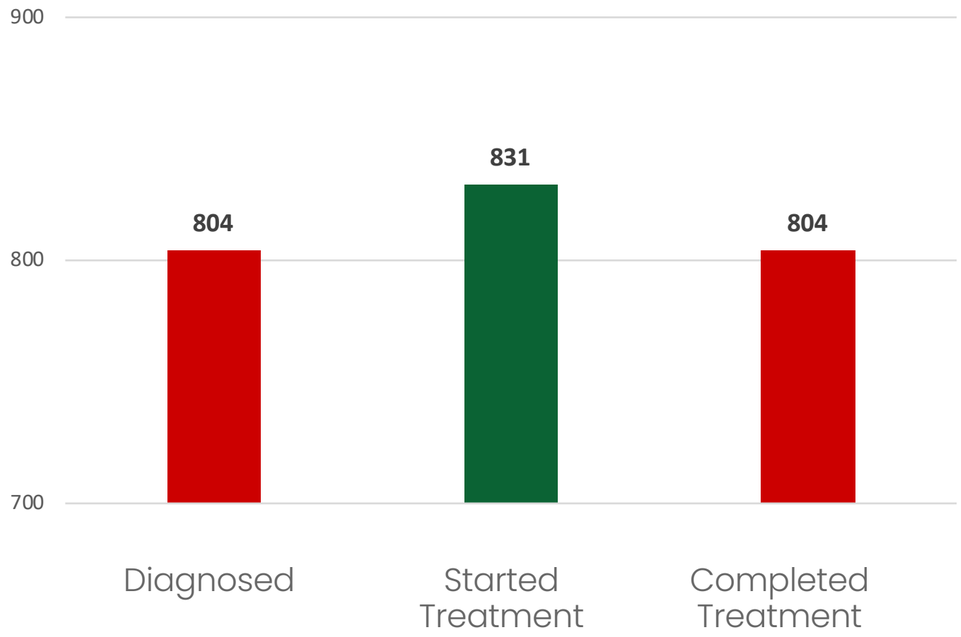

Rest of the cases are suspected at other HFs but start treatment at PPHI managed TCF HFs

Suspected Malaria

425,605

Rapid Diagnostic Test (RDT)

402,366

Slides examined

23,892

No. of Individuals Tested Positive for Malaria



Diagnostic Services, including ultrasound



Maternal Health
(ANC, PNC and Delivery Covrage)

493,156

ANC VISITS

ANC-1	ANC-1 Women with Hb. <10 g/dl	ANC - Revisits
65,663	29,831	230,111

PNC VISITS

PNC-1	PNC - Revisits
52,986	100,923

KMC Admissions
3,773

Total Deliveries Conducted
43,473

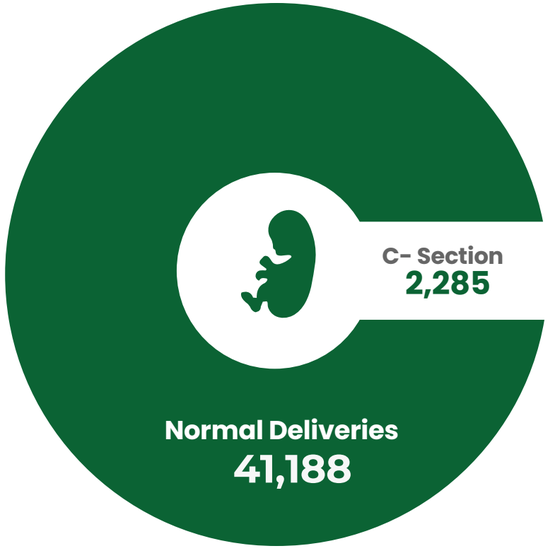

FP VISITS 107,027

LARC
10,744

Immediate PPFP
7,783

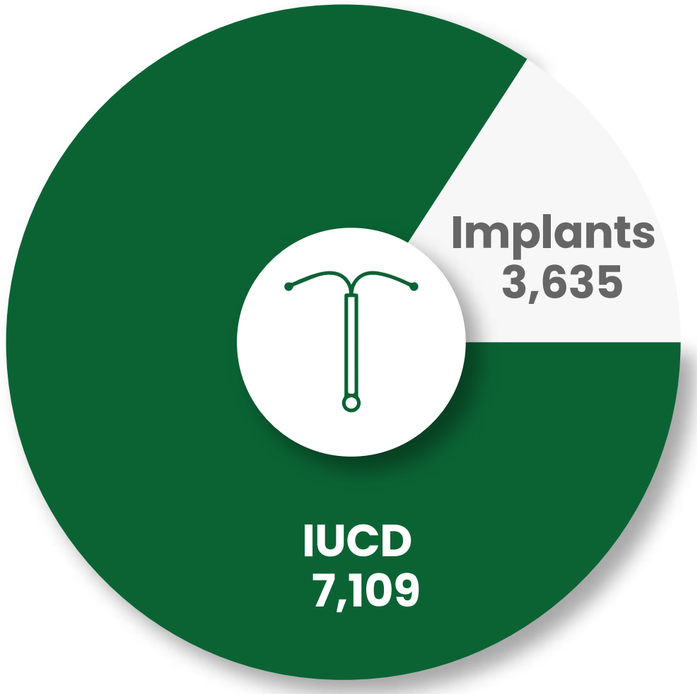

NUTRITION PROGRAM

OTP Key Performance Indicators

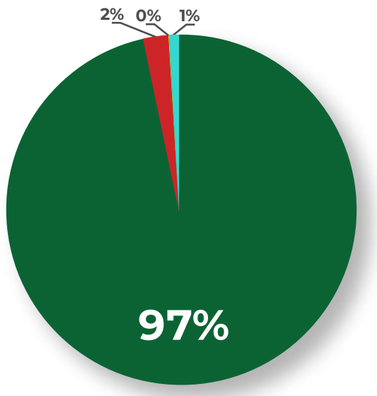

Nutrition Stabilization Center Performance

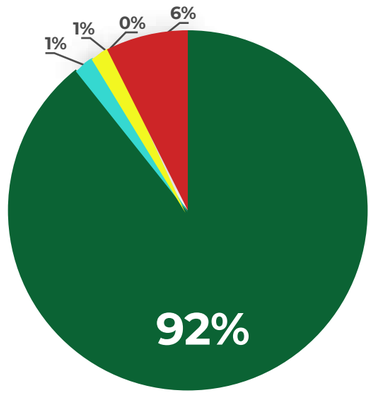

Awareness Sessions & Participants

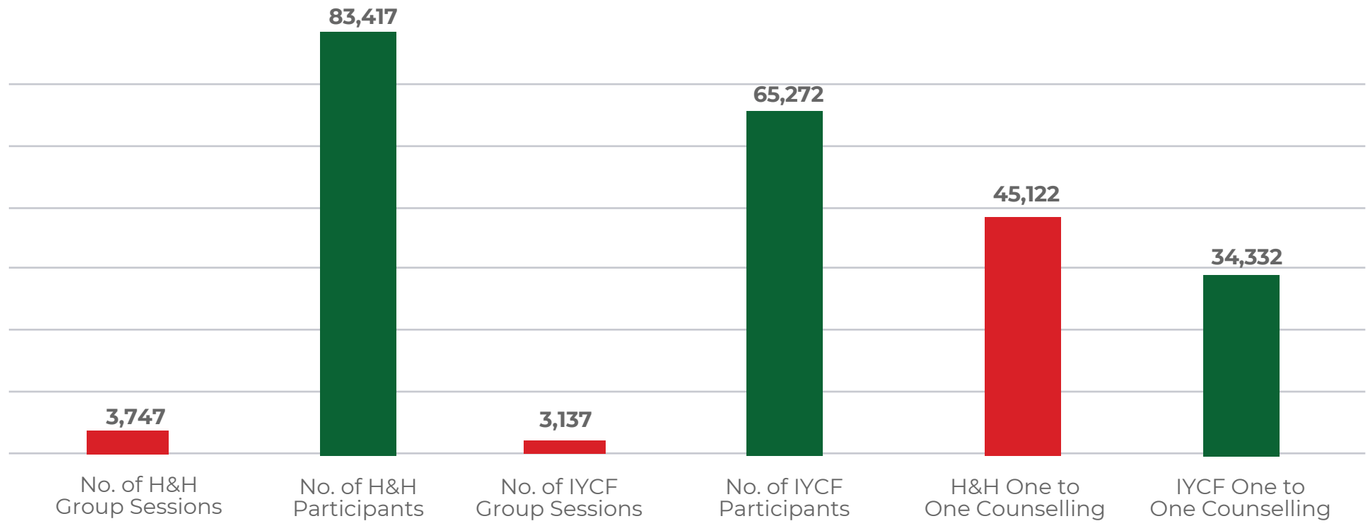

Data for RHCs and Others for October –25

Data for RHCs and Others for OCT-25			
Indicators	**RHCs and above**	**BHU Plus, BHU, GDs and Others**	**Total**
OPD	809,890	3,518,011	4,327,901
FP	9,756	97,271	107,027
ANC-1	12,168	53,495	65,663
NVD	6,520	34,668	41,188
C-Sections	2,285	0	2,285
Lab	296,061	1,049,117	1,345,178
Ultrasound	29,328	69,600	98,928
X-ray	13,750	1,982	15,732
LARC	1,592	9,152	10,744